

Section 2

Personnel Information

Number of Personnel

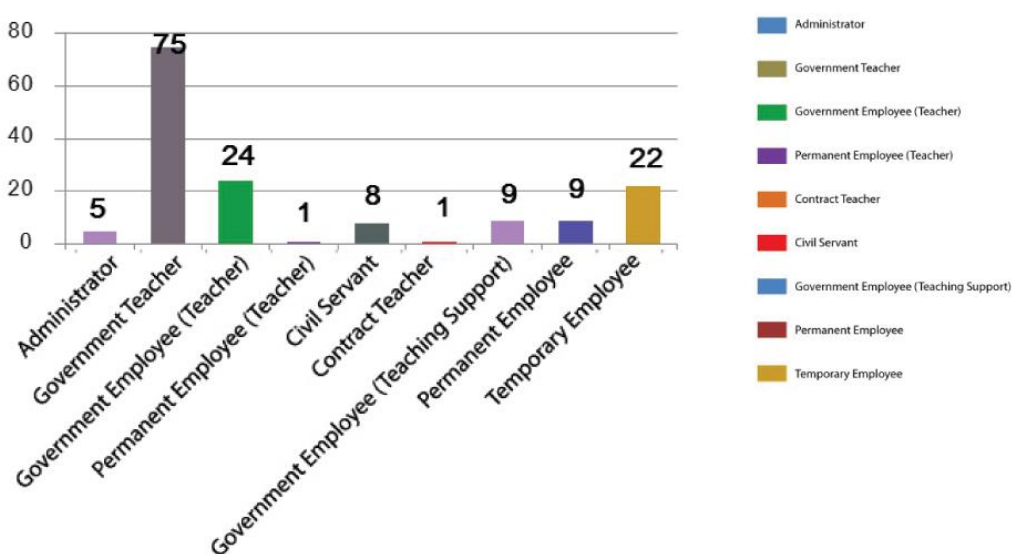
In the Academic Year 2018, Songkhla Vocational College's personnel consisted of government official teachers and education personnel as shown in the table below.

This table demonstrates Songkhla Vocational College's personnel categorized by working status.

No.	Working Status	Number of Staff
1	Administrator	5
2	Government Teacher	75
3	Government Employee (Teacher)	24
4	Permanent Employee (Teacher)	1
5	Contract Teacher	8
6	Civil Servant	1
7	Government Employee (Teaching Support)	9
8	Permanent Employee	9
9	Temporary Employee	22

Note: The number of foreign teachers and part-time teachers is not included in the above table.

Chart 1 shows the information of Songkhla Vocational College's personnel categorized by working status

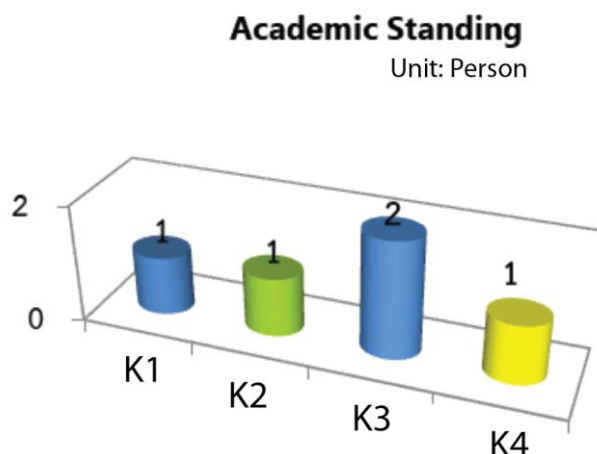
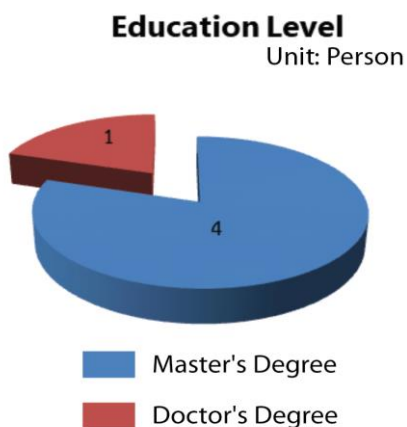


Source: Personnel Section, Songkhla Vocational College (Dated November 15, 2018)

The table below indicates the information of the administrators categorized by academic standing and education level.

Title	Amount	Academic Standing				Education Level		
		Practitioner Level (K1) Teacher	Professional Level (K2) Teacher	Senior Professional Level (K3) Teacher	Expert Level (K4) Teacher	Doctor's Degree	Master's Degree	Bachelor's Degree
Director	1	-	-	1	-	-	1	-
Deputy Director	4	1	1	2	-	-	4	-
Total	5	1	1	3	-	-	5	-

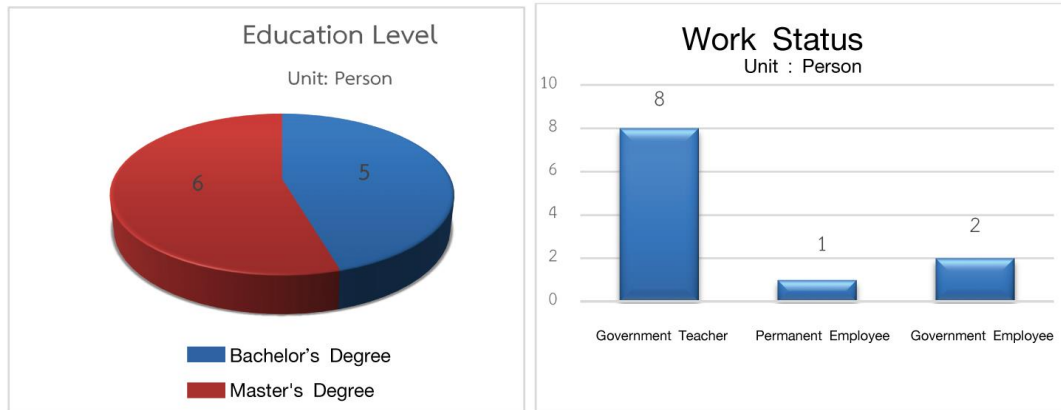
Chart 2 shows the information of the College's administrators categorized by academic standing and education level.



The following table demonstrates the information of the teachers in the Marketing and Retailing Department categorized by working status, academic standing and education level.

Type	Amount	Academic Standing				Education Level		
		Assistant Teacher	Practitioner Level (K1) Teacher	Professional Level (K2) Teacher	Senior Professional Level (K3) Teacher	Doctor's Degree	Master's Degree	Bachelor's Degree
Government Teacher	8	4	-	3	1	-	3	5
Permanent Employee	1	-	-	-	-	-	1	-
Government Employee (Teacher)	2	-	-	-	-	-	1	1
Total	11	4	0	3	1	0	5	6

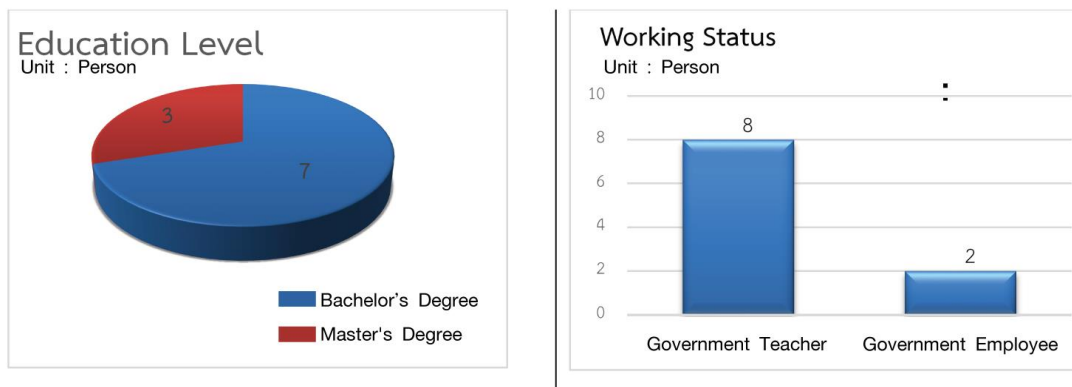
Chart 3 shows the information on the working status of the college's teachers in the Marketing and Retailing Department categorized by academic standing and education level.



Below is the table showing the information of the teachers in the Accounting Department categorized by academic standing and education level.

Type	Amount	Academic Standing				Education Level		
		Assistant Teacher	Practitioner Level (K1) Teacher	Professional Level (K2) Teacher	Senior Professional Level (K3) Teacher	Doctor's Degree	Master's Degree	Bachelor's Degree
Government Teacher	8	-	2	5	1	-	3	5
Government Employee (Teacher)	2	-	-	-	-	-	-	2
Total	10	0	2	5	1	0	3	7

Chart 4 indicates the information on the working status of the college's teachers in the Accounting Department categorized by academic standing and education level.

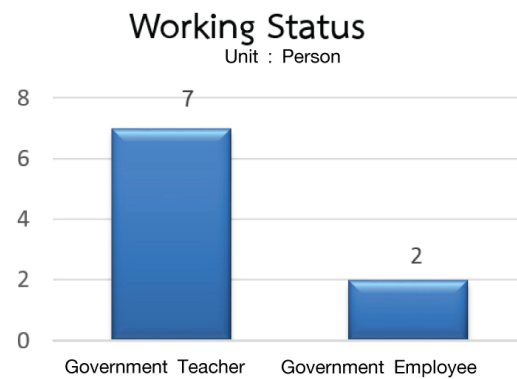
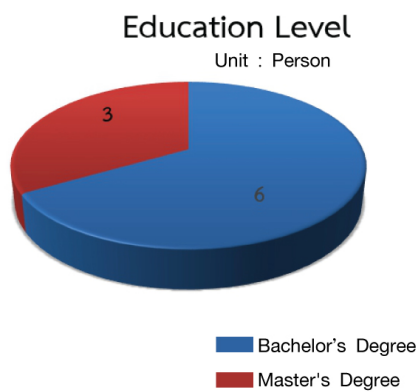


The following table demonstrates the information of the teachers in the Secretary and Office Management Department categorized by academic standing and education level.

Type	Amount	Academic Standing				Education Level		
		Assistant Teacher	Practitioner Level (K1) Teacher	Professional Level (K2) Teacher	Senior Professional Level (K3) Teacher	Doctor's Degree	Master's Degree	Bachelor's Degree

Government Teacher	7	1	-	6	-	-	3	4
Government Employee (Teacher)	2	-	-	-	-	-	-	2
Total	9	1	0	6	0	0	3	6

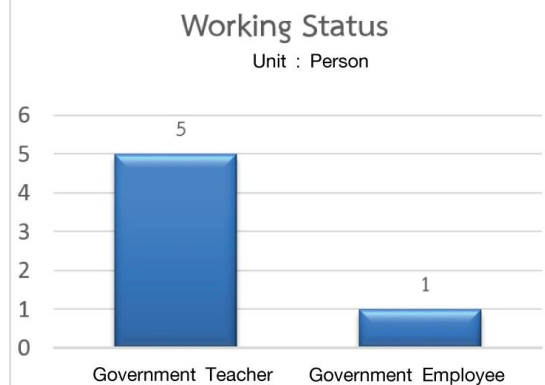
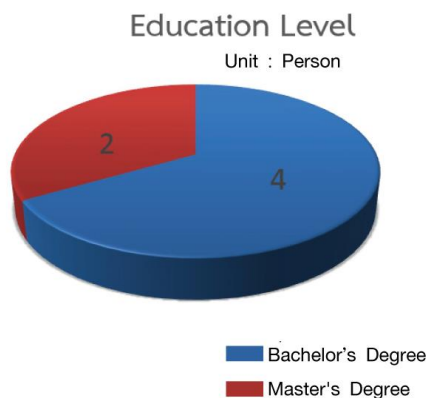
Chart 5 displays the information of the college’s teachers in the Secretary and Office Management Department categorized by academic standing and education level.



The table below demonstrates the information of the teachers in the Home Economics Business Department categorized by academic standing and education level.

Type	Amount	Academic Standing				Education Level		
		Assistant Teacher	Practitioner Level (K1) Teacher	Professional Level (K2) Teacher	Senior Professional Level (K3) Teacher	Doctor's Degree	Master's Degree	Bachelor's Degree
Government Teacher	5	-	-	3	2	-	1	4
Government Employee (Teacher)	1	-	-	-	-	-	1	0
Total	6	0	0	3	2	0	2	4

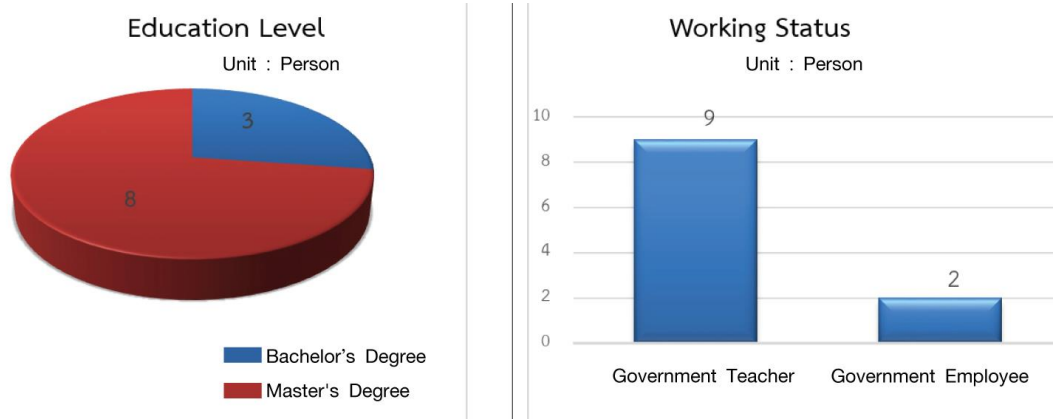
Chart 6 displays the information of the college’s teachers in the Home Economics Business Department categorized by academic standing and education level.



Here below is the table displaying the information of the teachers in the Business Computer Department categorized by academic standing and education level.

Type	Amount	Academic Standing				Education Level		
		Assistant Teacher	Practitioner Level (K1) Teacher	Professional Level (K2) Teacher	Senior Professional Level (K3) Teacher	Doctor's Degree	Master's Degree	Bachelor's Degree
Government Teacher	9	-	4	5	-	-	8	1
Government Employee (Teacher)	2	-	-	-	-	-	-	2
Total	11	0	4	5	0	0	8	3

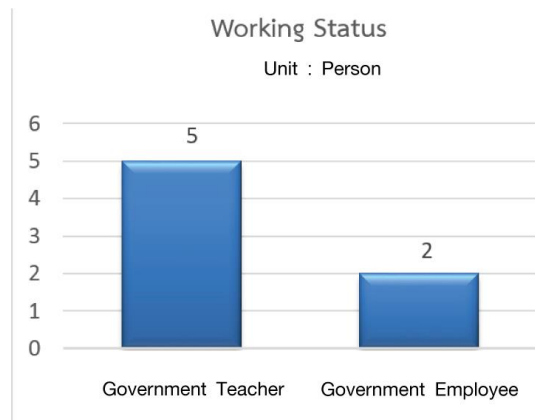
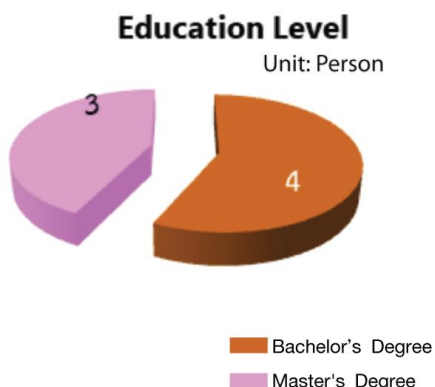
Chart 7 shows the information of the college's teachers in the Business Computer Department categorized by academic standing and education level.



The following table demonstrates the information of the teachers in the Art Department categorized by academic standing and education level.

Type	Amount	Academic Standing				Education Level		
		Assistant Teacher	Practitioner Level (K1) Teacher	Professional Level (K2) Teacher	Senior Professional Level (K3) Teacher	Doctor's Degree	Master's Degree	Bachelor's Degree
Government Teacher	5	1	1	1	2	-	3	2
Government Employee (Teacher)	2	-	-	-	-	-	-	2
Total	7	1	1	1	2	-	3	4

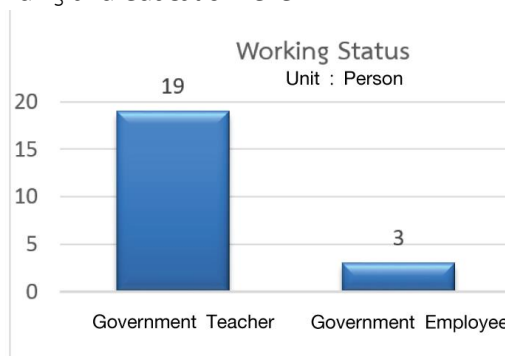
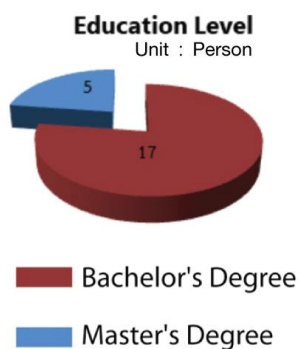
The information of the college's teachers in the Art Department categorized by academic standing and education level is exhibited here in **Chart 8**.



The information of the teachers in the General Studies Department categorized by academic standing and education level is exhibited in the following table.

Type	Amount	Academic Standing				Education Level		
		Assistant Teacher	Practitioner Level (K1) Teacher	Professional Level (K2) Teacher	Senior Professional Level (K3) Teacher	Doctor's Degree	Master's Degree	Bachelor's Degree
Government Teacher	19	5	5	7	2		5	14
Government Employee (Teacher)	3	-	-	-	-	-	-	3
Total	22	5	5	7	2	0	5	17

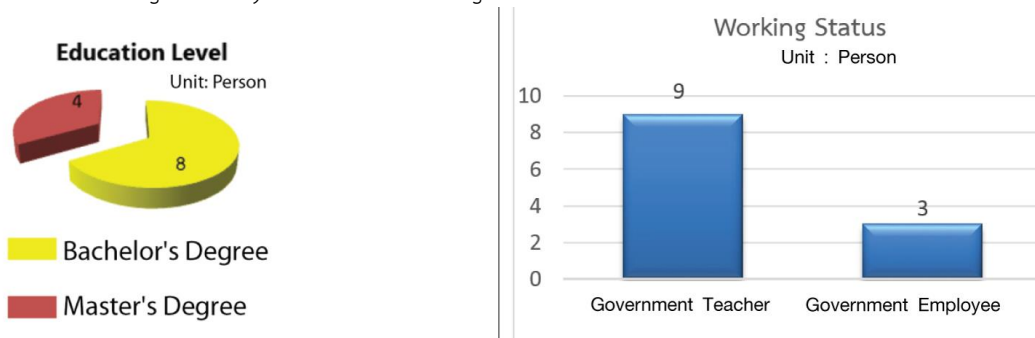
Chart 9 displays the working status information of the college's teachers in the General Studies Department categorized by academic standing and education level.



Below is the table showing the information of the teachers in the Food and Nutrition/Food Industry Department categorized by academic standing and education level.

Type	Amount	Academic Standing					Education Level		
		Assistant Teacher	Practitioner Level (K1) Teacher	Professional Level (K2) Teacher	Senior Professional Level (K3) Teacher	Expert Level (K4) Teacher	Doctor's Degree	Master's Degree	Bachelor's Degree
Government Teacher	9	3	-	3	2	1	-	4	5
Government Employee (Teacher)	3	-	-	-	-	-	-	-	3
Total	12	3	0	3	2	1	0	4	8

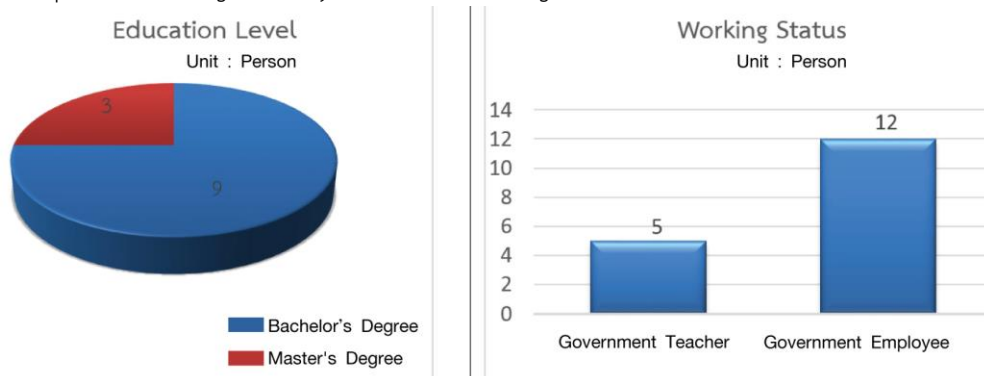
Chart 10 shows the information of the college’s teachers in the Nutrition/Food Industry Department categorized by academic standing and education level.



Below is the table displaying the information of the teachers in the Tourism Industry and Hotel Department categorized by academic standing and education level.

Type	Amount	Academic Standing				Education Level		
		Assistant Teacher	Practitioner Level (K1) Teacher	Professional Level (K2) Teacher	Senior Professional Level (K3) Teacher	Doctor's Degree	Master's Degree	Bachelor's Degree
Government Teacher	5	3	-	2	-	-	2	3
Government Employee (Teacher)	7	-	-	-	-	-	1	6
Total	12	3	0	2	0	0	3	9

Chart 11 indicates the information of the college’s teachers in the Tourism Industry and Hotel Department categorized by academic standing and education level.



The information on the personnel in the teaching support unit categorized by education level is shown in the table below.

Type	Amount	Education Level			
		Doctor's Degree	Master's Degree	Bachelor's Degree	Lower than Bachelor's Degree
Civil Servant	1	-	-	1	-
Permanent Employee	9	-	-	-	9
Government Employee	9	-	1	8	-
Temporary Employee	22	-	-	5	17
Total	41	0	1	14	9

Chart 12 shows the information of the personnel in the teaching support unit categorized by education level and position.

