

Section 3

Students Information

3.1 NUMBER OF STUDENTS

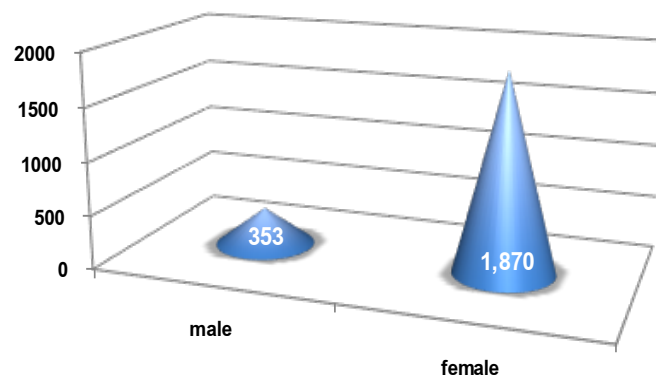
In 2015, the number of students in Songkhla Vocational College categorized based on levels of education that are offered which are Vocational Certificate level, High Vocational Certificate level, and Bachelor's degree in Technology and Operations as shown in Table 3.1 – 3.3

Table 3.1 Students information categorized based on genders and levels of degrees that are offered (1st Semester)

Semester Academic year	Levels of Degrees that are offered	Gender		Total Number of students
		Male	Female	
1/2015	Vocational Certificate – 1 st year	108	495	603
	Vocational Certificate – 2 nd year	71	411	482
	Vocational Certificate – 3 rd year	62	310	372
	Students who fail to study in the next level	6	10	16
	Total number of students studying for a Vocational Certificate	247	1,226	1,473
	High Vocational Certificate – 1 st year	64	360	424
	High Vocational Certificate – 2 nd year	39	262	301
	Students who fail to study in the next level	3	9	12
	Total number of students studying for a High Vocational Certificate	106	631	737
	Bachelor' s Degree'	-	13	13
	Total number of students studying for Bachelor's Degrees	-	13	13
	Total	353	1,870	2,223

Retrieved from Registrar Department of Songkhla Vocational College, June 18th, 2015

Graph 3.1 Number of students categorized by genders in the 1st semester 2015



Graph 3.2 Number of students categorized by levels of degrees that are offered in the 1st semester 2015

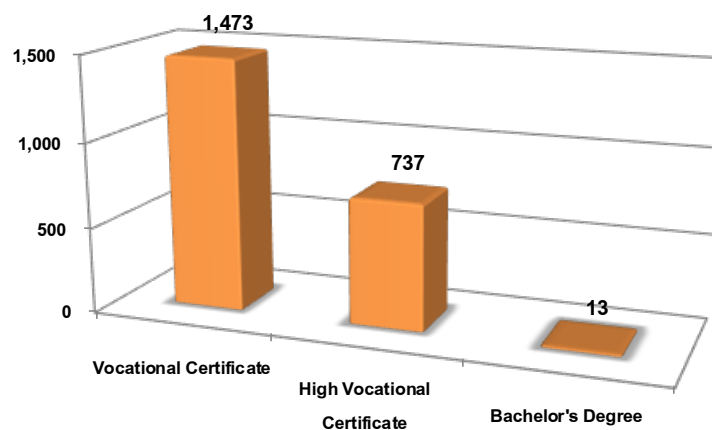


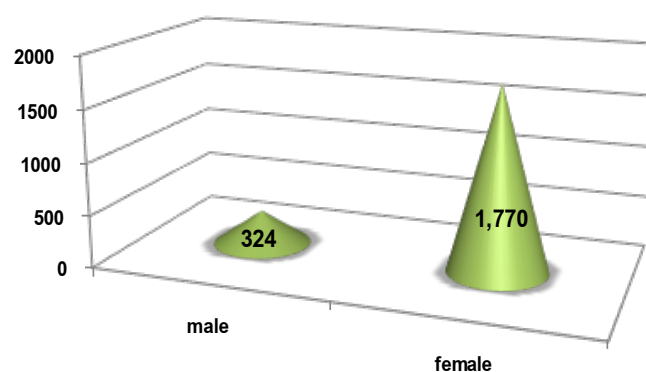
Table 3.2 Students information categorized based on genders and levels of degrees that are offered (2nd Semester)

Semester Academic year	Levels of Degrees that are offered	Gender		Total Number of students
		Male	Female	
2/2015	Vocational Certificate – 1 st year	94	445	539
	Vocational Certificate – 2 nd year	68	399	467
	Vocational Certificate – 3 rd year	62	308	371
	Students who fail to study in the next level	2	5	7
	Total number of students studying for a Vocational Certificate	227	1,157	1,384

High Vocational Certificate – 1 st year	58	347	405
High Vocational Certificate – 2 nd year	39	252	291
Students who fail to study in the next level	0	4	4
Total number of students studying for a High Vocational Certificate	97	603	700
Bachelor' s Degree'	-	10	10
Total number of students studying for Bachelor's Degrees	-	10	10
Total	324	1,770	2,094

Retrieved from Registrar Department of Songkhla Vocational College,
November 4th, 2015

Graph 3.3 Number of students categorized by genders in the 2nd semester 2015



Graph 3.4 Number of students categorized by levels of degrees that are offered in the 2nd semester 2015

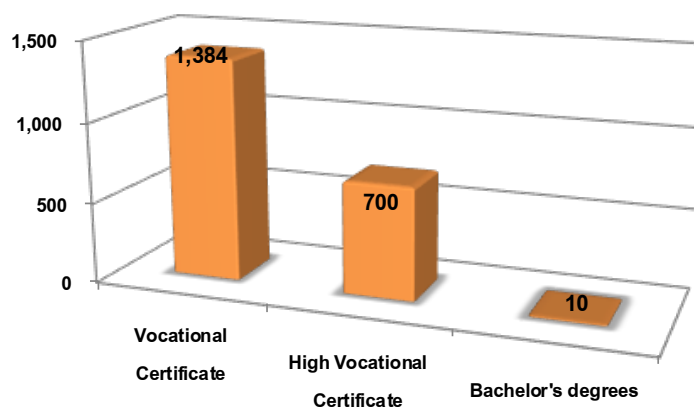


Table 3.5 Number of students who dropped out categorized by levels of degrees that are offered

Semester Academic year	Levels of Degrees	Number of students		Number of students who dropped out	Percent of students who dropped out
		1/2015	2/2015		
2015	Vocational Certificate – 1 st year	603	539	64	10.61
	Vocational Certificate – 2 nd year	482	467	15	3.11
	Vocational Certificate – 3 rd year	372	370	2	0.54
	Students who fail to study in the next level	16	7	9	56.25
	Total number of students studying for a Vocational Certificate	1,473	1,383	90	6.11
	High Vocational Certificate – 1 st year	424	405	19	4.48
	High Vocational Certificate – 2 nd year	301	291	10	3.32
	Students who fail to study in the next level	12	4	8	66.67
	Total number of students studying for a High Vocational Certificate	737	700	37	5.02
	Bachelor' s Degree'	13	10	3	23.08
	Total	13	10	3	23.08

Figure 3.5 Number of students who dropped out categorized by levels of degrees that are offered

